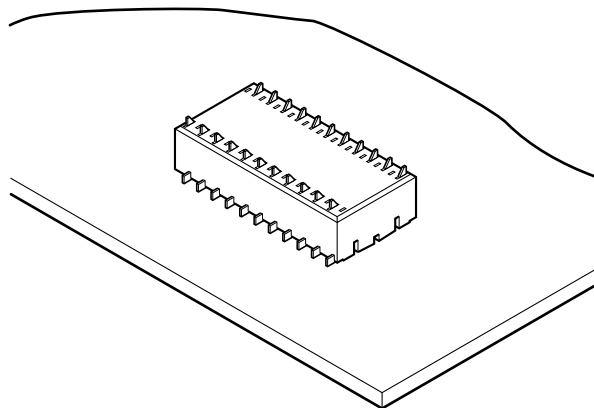


HO CONNECTOR

Board-to-board connectors



Compact single-piece board-to-board connector. The connector is to be mounted on a PC board, then another board is to be connected by being pushed against the connector.



Features

- **Low cost**

The pads on the mating side of the connector do not need gold-plating, thus cost will be lower compared to the 2-piece connectors.

- **Misalignment when mated will be absorbed**

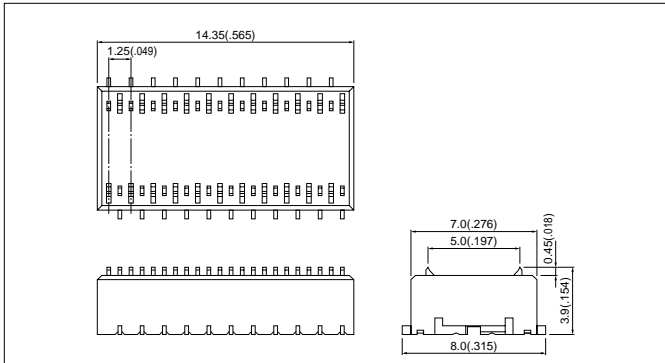
- **Embossed tape for automatic mounting**

The HO connector is supplied packaged in embossed tape for automatic mounting.

Specifications

- Current rating: 1.0A AC, DC
- Voltage rating: 250V AC, DC
- Temperature range: -20°C to +85°C
(including temperature rise in applying electrical current)
- Contact resistance: Initial value/30m Ω max.
After environmental testing/50m Ω max.
- Insulation resistance: 1,000M Ω min.
- Withstanding voltage: 500V AC / minute
- * Contact JST if Lead-Free product is required.
- * Refer to "General Instruction and Notice when using Terminals and Connectors" at the end of this catalog.
- * Contact JST for details.

Connector



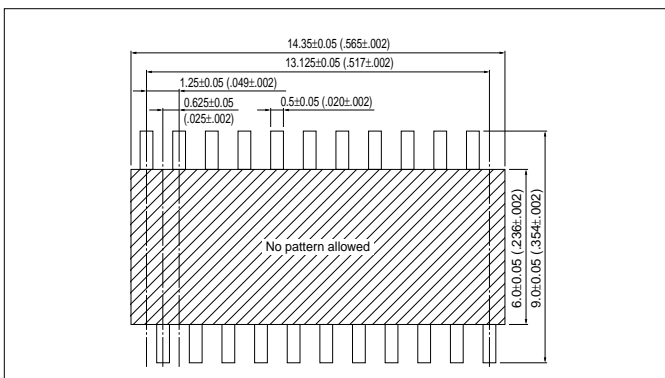
Model No.	Material and Finish	Q'ty / reel
HOP-22A-1190-TF	Contact: Copper alloy, copper-undercoated, tin/lead-plated Housing: LCP, UL94V-0	1,750

Taping specifications

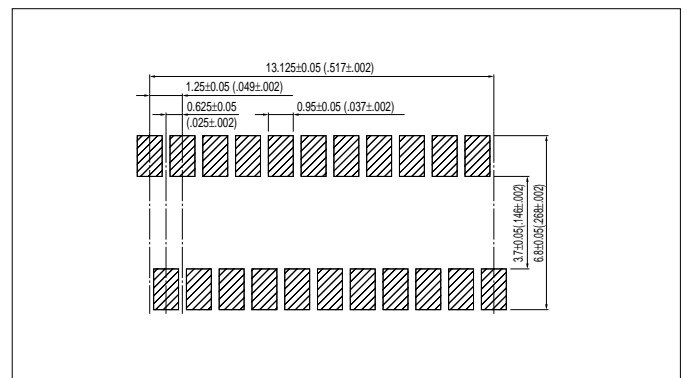


Note: 1. Specifications conform to JIS C0806. The tape width, connector loading recess square hole dimensions, etc. are determined by the number of circuits and external the connector to be loaded.
2. Specifications are subject to change without prior notice.

PC board layout



Mating part layout



Note: Before use, pre-soldering must be conducted.
Contact JST for details.